

MC8nT: n=3-8 (e.g., n=8 for 1P8T)

The **MC8nT-S18** product features SMA connectors and an operation frequency range of DC to 18 GHz. This product can be of failsafe or latching type with internal self-terminations. The options include TTL, SELF CUTOFF, indicators, and suppression diodes etc. The product is typically provided with a 15-pin male D-sub connector as the control interface.

Specifications

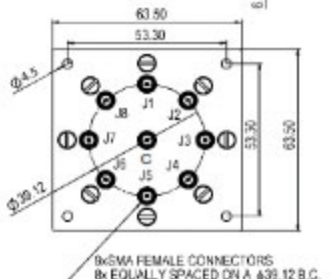
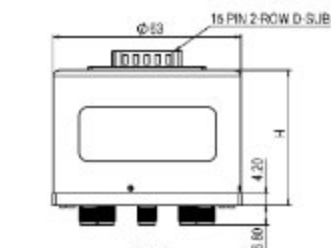
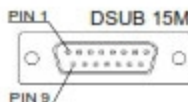
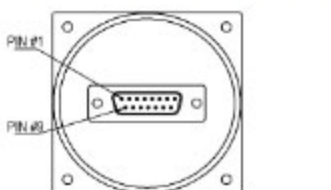
Contact Material	Plated Au
Switching Sequence	Break before Make
Switching Time (max)	15msec
Impedance	50Ω
Temperature Range	-25°C to +65°C
Relative Humidity	5 to 85%
Operation Life (cycles)	1,000,000
Vibration Operating	10G RMS, 20-2000Hz
Mechanical Shock (non-operating)	50G, 1/2 Sine, 11msec



Voltage (VDC)		12	18	24	28
Current (mA)	Failsafe	300	220	167	140
	Latching (set)	200	120	90	70

Other options are available upon request.

Frequency Range (GHz)	VSWR (max)	Insertion Loss (dB) (max)	Isolation (dB) (min)
DC-6	1.3	0.3	80
6-12	1.4	0.4	60
12-18	1.5	0.5	60



H = 50 (max) (STANDARD)
= 60 (max) (with TTL)

Mechanical drawings. (unit: mm)

FAILSAFE 15-PIN D-SUB PINOUT	
Pin No.	PINOUT
n=1-8	Vn (Jn-COM)
9	COM(-)
10-15	UNUSED

FAILSAFE TTL 15-PIN D-SUB PINOUT	
Pin No.	PINOUT
n=1-8	An (Jn-COM)
9	COM(-)
10-14	UNUSED
15	+VDC

LATCHING (PULSE) 15-PIN D-SUB PINOUT	
Pin No.	PINOUT
n=1-8	-Vn (Jn-COM)
9	COM(-)
10-15	UNUSED

LATCHING TTL 15-PIN D-SUB PINOUT	
Pin No.	PINOUT
n=1-8	An (Jn-COM)
9	COM(-)
10	AK (Reset ALL OPEN)
11-14	UNUSED
15	+VDC

LATCHING SELF CUTOFF 15-PIN D-SUB PINOUT	
Pin No.	PINOUT
n=1-8	Vn (Jn-COM)
9	COM(-)
10	VR (Reset ALL OPEN)
11-15	UNUSED

LATCHING TTL&SELF CUTOFF 15-PIN D-SUB PINOUT	
Pin No.	PINOUT
n=1-8	An (Jn-COM)
9	COM(-)
10-14	UNUSED
15	+VDC

Pin 1-8: The corresponding control signal inputs.