

# FSE-800

P/N 9503

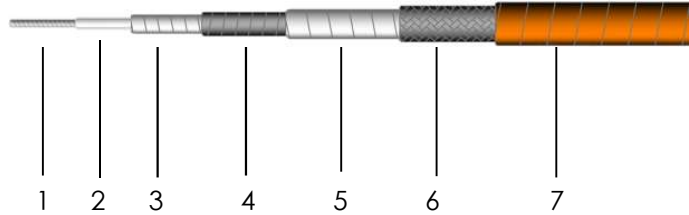


## Ultra-soft and low loss stability phase RF cable

Ver D Release Date Jul, 2018

### Features&Benefits

- 83%Vp PTFE Tape+SPC Foil
- Ultra Low Loss, Excellent Temp Phase Stable
- Excellent softness



### Construction Specification

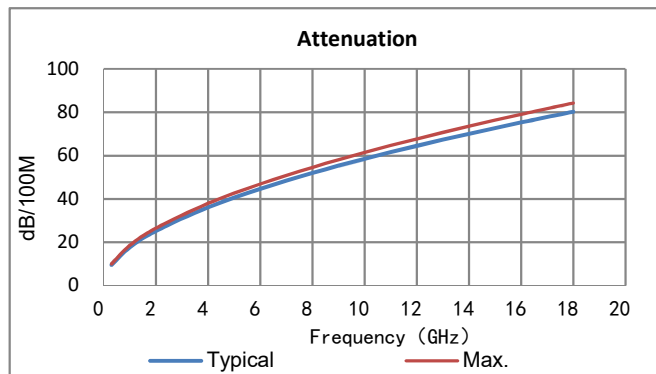
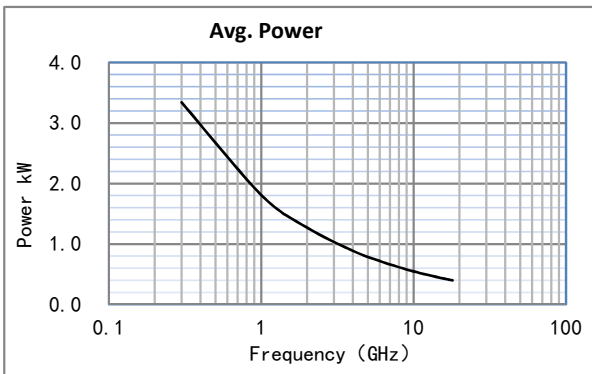
	Description	Size (mm)	Tol.	Materials
1	Center conductor	2.30	±0.03	Silver Plated Copper
2	Insulation	2.55	±0.05	FEP
3	Dielectric	6.20	±0.06	LD PTFE
4	Outer conductor	6.52	±0.07	Silver Plated Copper Foil
5	Inner Layer	6.72	±0.10	PTFE
6	Shield	7.23	±0.12	Silver Plated Copper
7	Jacket	8.00	±0.15	Orange PTFE

### Mechanical&Environmental Specifications

Bend Radius:installation (mm)	32
Bend Radius:repeated (mm)	80
Weight (g/m)	130
Temp, Operating&Installation (°C)	-55 ~ 165
Temp, Storage (°C)	-65 ~ 165

### Electrical Specifications

Operation Frequency (GHz)	18
Impedance (Ohms)	50
Velocity of Propagation	83%
Shielding Effectiveness (dB)	90
Voltage Withstand (V,DC)	3600



### Attenuation (Typical@25°C&VSWR=1.0) &Power (VSWR=1.0;40°C;Sea Level)

Frequency MHz	300	1000	2000	4000	6000	8000	10000	12000	14000	16000	18000
dB/100 m	9.6	17.7	25.2	36.1	44.7	52.0	58.5	64.5	70.1	75.3	80.3
Avg.Power kW	3.340	1.812	1.270	0.887	0.717	0.617	0.548	0.497	0.457	0.426	0.399
	K1= 0.5476560					K2= 0.0003772					

$$\text{Calculate Attenuation} = K1 * \sqrt{\text{FMHz}} + K2 * \text{FMHz}$$

The rights of technical information provided on this sheet belongs to FocuSimple. Contents cannot be distributed to other third-party companies without permission.