

# FSC-400

P/N 9702

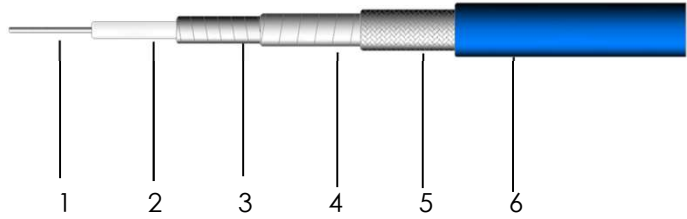


## High Performance Low Loss Coax Cable

Ver B Release Date May, 2017

### Features&Benefits

- Solid PTFE Tape+SPC Foil
- Better Performance while bending
- Equivalent to Tflex-402,SS402
- Replace to MultiFlex\_141,MultiBend\_141



### Construction Specification

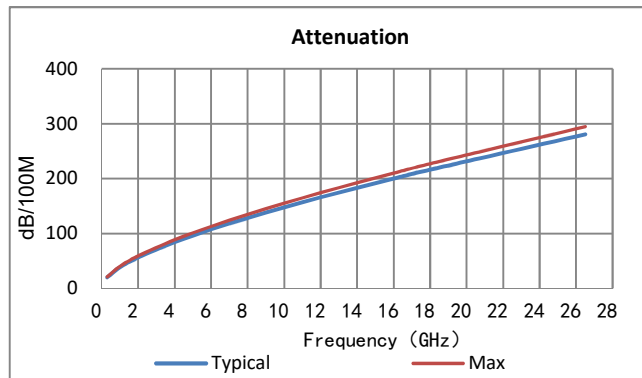
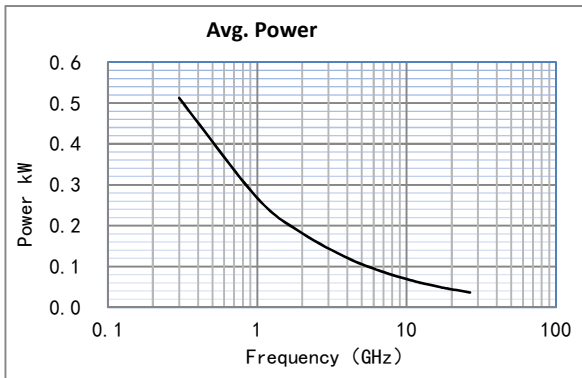
	Description	Size (mm)	Tol.	Materials
1	Center conductor	0.91	±0.02	Silver Plated Copper
2	Dielectric	3.00	±0.05	Solid PTFE
3	Outer conductor	3.20	±0.05	Silver Plated Copper Foil
4	Protective layer	3.22	±0.05	PET
5	Outer shield	3.55	±0.08	Silver Plated Copper
6	Jacket	4.00	±0.10	Blue FEP

### Mechanical&Environmental Specifications

Bend Radius:installation (mm)	20
Bend Radius:repeated (mm)	40
Weight (g/m)	49
Temp, Operating&Installation (°C)	-55 ~ 125
Temp, Storage (°C)	-65 ~ 125

### Electrical Specifications

Operation Frequency (GHz)	26.5
Impedance (Ohms)	50
Velocity of Propagation	70%
Shielding Effectiveness (dB)	90
Voltage Withstand (V,DC)	1500



### Attenuation (Typical@25°C&VSWR=1.0) &Power (VSWR=1.0;40°C;Sea Level)

Frequency MHz	300	1000	2000	4000	6000	8000	10000	12000	14000	16000	18000	26500
dB/100 m	19.9	38.2	56.3	84.2	107.5	128.3	147.6	165.8	183.2	199.9	216.1	280.5
Avg.Power kW	0.512	0.267	0.181	0.121	0.095	0.080	0.069	0.062	0.056	0.051	0.047	0.036
	K1= 1.0824000						K2= 0.0039370					

$$\text{Calculate Attenuation} = K1 * \sqrt{FMHz} + K2 * FMHz$$

The rights of technical information provided on this sheet belongs to Focusimple. Contents cannot be distributed to other third-party companies without permission.