

FSC-160

P/N 9705

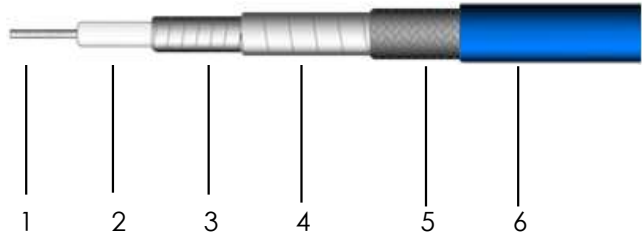


Low loss stable phase radio frequency cable

Ver B Release Date Aug,2018

Features&Benefits

- Solid PTFE+Silver Plated Copper Foil
- Excellent bending stability
- Replace to TFlex047-50



Construction Specification

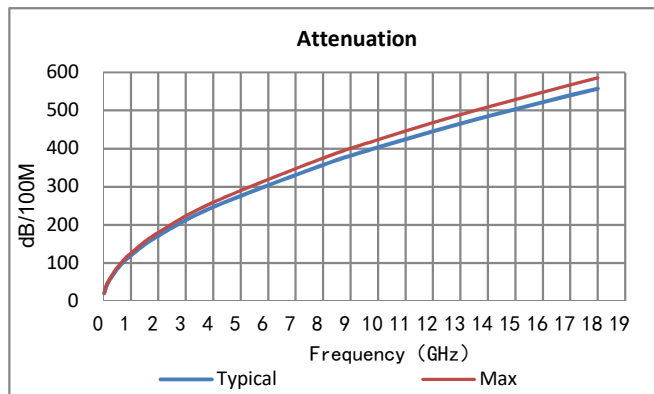
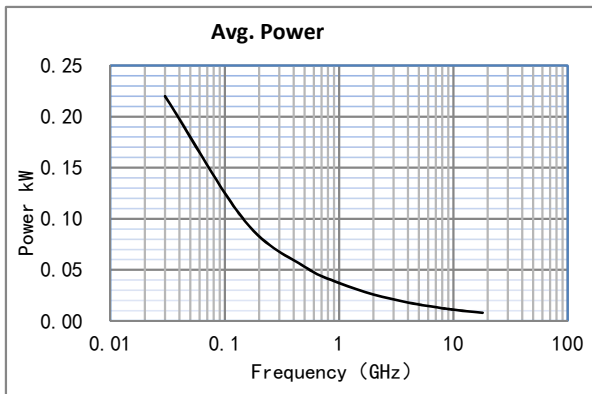
	Description	Size (mm)	Tol.	Materials
1	Center conductor	0.29	±0.02	Silver Plated Copper Clad Steel
2	Dielectric	0.94	±0.05	Solid PTFE
3	Outer conductor	1.11	±0.08	Silver Plated Copper Foil
4	Protective layer	1.16	±0.08	PET
5	Outer shield	1.34	±0.10	Silver Plated Copper
6	Jacket	1.60	±0.10	Blue FEP

Mechanical&Environmental Specifications

Bend Radius:installation (mm)	6
Bend Radius:repeated (mm)	16
Weight (g/m)	7
Temp, Operating&Installation (°C)	-55 ~ 125
Temp, Storage (°C)	-65 ~ 125

Electrical Specifications

Operation Frequency (GHz)	18
Impedance (Ohms)	50
Velocity of Propagation	70%
Shielding Effectiveness (dB)	90
Voltage Withstand (V,DC)	500



Attenuation (Typical@25°C&VSWR=1.0) &Power (VSWR=1.0;40°C;Sea Level)

Frequency MHz	30	150	500	1000	2000	4000	8000	10000	12000	14000	16000	18000
dB/100 m	20.2	45.5	83.9	119.8	171.5	246.7	357.2	403.2	445.4	484.8	522.0	557.4
Avg.Power kW	0.220	0.098	0.053	0.037	0.026	0.018	0.012	0.011	0.010	0.009	0.009	0.008
	K1= 3.6740161						K2= 0.0035795					

$$\text{Calculate Attenuation} = K1 \cdot \sqrt{FMHz} + K2 \cdot FMHz$$

The rights of technical information provided on this sheet belongs to Focusimple. Contents cannot be distributed to other third-party companies without permission.